



# Smart Construction Retrofit

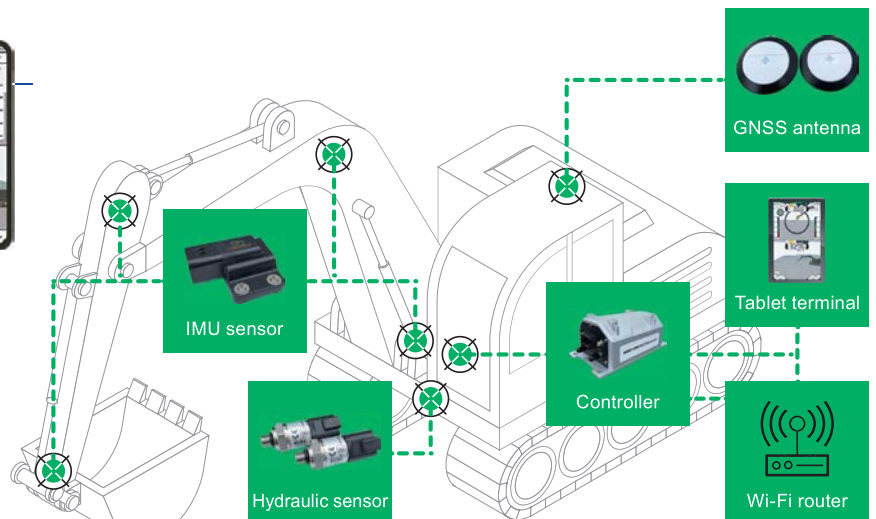
Your excavator can be retrofitted  
with the product easily to realize ICT  
construction immediately.

1. Support for small to medium type regardless of the manufacturer
2. 3D machine guidance function saves energy
3. Acquisition of construction history and measurement of soil volume\* are possible.

\* Option

## Helping to reduce the construction period and labor costs

Easy operation with the dedicated  
application. Finishing stakes are  
not needed thanks to 3D  
machine guidance.



# 3D machine guidance saves energy.

## Feature 1

### Latest IT technologies save energy.

Work efficiency is improved significantly by acquiring the location information of the machine and providing the difference between the design data of the construction area and the position of the bucket cutting edge to the tablet terminal at the driver's seat.




## Feature 2 NEW

### As-built form management with construction history data is possible.

You can acquire the 3D construction history data on the site with ICT construction. In addition, as-built form management using the construction history data is possible.

■ Applicable types of construction: 1) civil engineering for road works (filling, excavation, road body filling, road bed filling), and 2) civil engineering for river, coast, and erosion control work (filling, excavation)



## Feature 3

### Retrofitting is possible regardless of the manufacturer or machine size.

It supports various construction machines. You can start ICT construction immediately once the machines are set. We have a track record of retrofitting the product with small- to large-scale machines regardless of manufacturer.

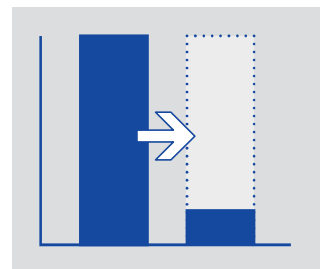
\* Available manufacturers and models for retrofitting are being increased.  
Please inquire separately.



## Feature 4

### Price is extremely low compared to conventional products.

The price is extremely low compared to conventional products, yet with the equivalent precision of construction. We constantly update the software to add functions.



Name	Retrofit Kit	Retrofit Kit with PLM (PLM: Payload meter)	Tablet set
Attachable size	Machines for 3 to 40 t have been added to our lineup.		
GNSS antenna		•	—
Antenna cable		•	—
IMU sensor		•	—
Harness		•	—
Controller		•	—
Hydraulic sensor (optional)	—	•	—
Tablet terminal	Please purchase a tablet set.		•
Tablet holder			•
Wi-Fi router			•
Power socket	Please prepare it separately.		
Charging cable	Please prepare it separately.		
Harness for connecting with external radio device	To receive correction data from the base station, the harness for connecting with an external radio device is required. Please prepare the GNSS base station separately.		
GNSS correction data	Please contact us separately.		

For questions about our products, services, and their introduction, please contact us.

**Smart Construction Support**  
<https://support.smartconstruction.com>



**EARTHRAIN Ltd.**  
 Izumi Garden Tower 29F 1-6-1,  
 Roppongi, Minato-ku,  
 Tokyo 106-6029 Japan



Inquiries